

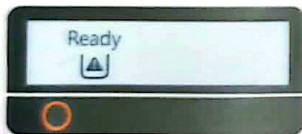
Product Instruction for HP Printer


Single-function Printer

Scenario 1

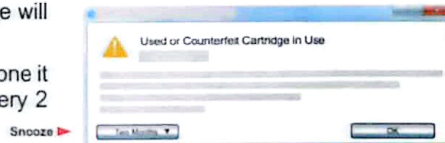


1. The first time installing the cartridge, the printer will show "Used or counterfeit cartridges". Please choose "OK" to continue.



2. When the printer show "Ready", means can start to print.
The icon  on screen have no influence on printing.

3. When request printing from a PC, a message will pop up like above.
Click "Snooze" and choose "2 months" to postpone it for 2 months. Repeat the step of snoozing every 2 months to get rid of the message.




When the printing turns light, it means the toner cartridge is about to run out and you need to replace.

Multi-function Printer

Scenario 2



1. The first time installing the cartridge, the printer will show "Used or counterfeit cartridges". Please choose "OK" to continue.

2. The icon  on screen have no influence on printing. You can start to print.

3. When request printing from a PC, a message will pop up like above.
Click "Snooze" and choose "2 months" to postpone it for 2 months. Repeat the step of snoozing every 2 months to get rid of the message.



When the printing turns light, it means the toner cartridge is about to run out and you need to replace.